

Track No.: XX

Type preferred Track Name here

Type Your Specific Paper Title Here: Times New Roman, 16 bold, Not justified

First Middle Surname^{1,*}, First Surname², First Middle Surname² and First Surname³

¹ Department, University Name, City, Country

² Department, Institute Name, City, Country

³ Department, Research Centre Name, City, Country

First Author Email, Second Author Email, Third Author Email, Fourth Author Email

*Corresponding author email: author@university.com

Abstract

Please read this content carefully before preparation of the abstract. It will help you to prepare the abstract as per guidelines of ICACME 2022. The abstract should be prepared in single paragraph only. **Abstract** can describe the 1. **background** of research or review, 2. **objectives** of the paper, 3. **methods** used, and the novelty of the work, 4. **results** or outcome and 5. **conclusion** of the work **in brief** (may be 2-4 sentences about each). All these sections should be presented appropriately. ICACME 2022 has restricted the abstract word limit **strictly from 150 to 200 words**. Please prepare your abstract on A4 size paper as per this template. For abstract use the Times New Roman font of size 12 and line spacing of 1.5. It is considered that submitting author has read and followed all necessary guidelines before the abstract submission. Also, it is assumed that all authors are aware about the necessary information about author's ethics, plagiarism, registration, presentation and publication before the submission of abstract. Use three to five keywords in alphabetical order separated with semicolons which will help readers to search and retrieve your paper through the internet. Keywords should ideally be phrases of 2-4 words; single word keywords are acceptable, but they may lead to many false matches.

Keywords: Abstract template; content guidelines; ICACME 2022; template information.

1. INTRODUCTION

Please read this template carefully before writing a paper. This will save your time and you can prepare your paper as per the publication requirement [1].

2. STRUCTURE OF THE PAPER

Your paper should consist of,

- Title,
- Author's names,
- Affiliation,
- Email of corresponding authors,
- Abstract,
- Keywords,
- Body text and
- References

2.1 Abstract And Keywords

Abstract can describe the background of research or review, objective of paper, methods used, the novelty of the work, outcome and conclusion of the work in brief. All these sections should be presented appropriately. For all journals, Grinrey publication has restricted the abstract word limit strictly from 150 to 250 words. Add three to five important keywords which will be used for search and indexing.

2.2 Body Text

Prepare your research paper body text in simple five or six sections. All section names must be numbered and typed as bold uppercase words.

1. Introduction
2. Methodology
3. Experimentation or Computational work
4. Results and Discussion
5. Conclusion

2.2.1 Sub subsections

Sub sections and sub subsections can be added appropriately and typed as bold title case words. They can be numbered as 2.1 and 2.2.1 as illustrated here.

2.3 References

- Check that all possible relevant and recent references are used and cited in the paper.
- There is no limit on the number of references.

- All references are numbered as [1], [2], [3], etc in the main body.
- Irrelevant self-citations should be avoided.
- Reference section should not be numbered.

Use following guidelines for reference section. Also, check the reference section for more understanding.

Journal Paper

[N] Authors. Paper Title. Journal Name. Year; Volume(Issue):Page numbers. DOI if available

Conference Paper

[N] Authors. Paper Title. Conference Name, City, Country, DD Month YYYY. Name of the Proceeding if available. Page numbers, DOI if available

Book

[N] Authors. Book Title. Edition. City of Publication: Name of Publisher; Year

Edited book chapter

[N] Name of the Authors. Chapter title. In: Name of the editors, editors. Book title. Edition, City of Publication: Name of Publisher; Year: Page numbers

Web site

[N] Author. Article title. Retrieved from website link; Accessed DD Month YYYY.

2.4 Plagiarism

No part of the text should be copied from others or previous own articles. Any type of plagiarism will not be tolerated. If figures are used from other sources are cited properly and not violating copyright laws.

3. OTHER GUIDELINES

Read and implement following simple instructions.

3.1 Basic Guidelines

- Paper with word count less than 2000 will not be processed.
- Use double spacing, Times New Roman font of size 12. It will be edited after acceptance. As mentioned above, all sections should be numbered.

- English language should be concise and clear. Avoid very long unnecessary sentences. If required, take help of online tools or English experts before paper submission. Use appropriate articles and prepositions.
- Before submission, check your paper for spellings and grammar
- Add Nomenclature and abbreviations you used before the reference section.

3.2 Guidelines for Figures, Tables and Equations

- Figures should be neat and clear and not less than 300 dpi, centrally placed. Figure numbers should start from 1 and increase orderly irrespective of the section number. For example, Figure. 1, Figure. 2, Figure. 3, etc. Place Figure number and figure title below the figure.
- Table numbers should start from 1 and increase orderly irrespective of the section number. For example, Table. 1, Table. 2, Table. 3, etc. Place Table number and Table title above the table.
- Check all Figures, Tables and Equations are referred or cited in the text.
- Refer following screenshots for inserting equations. Equations should be appropriately numbered as (1).

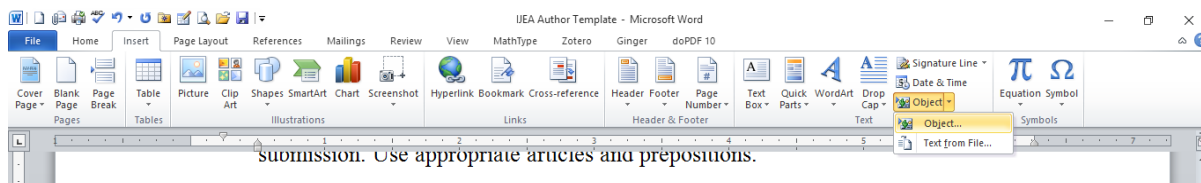


Figure 1. Main menu screenshot of adding equations

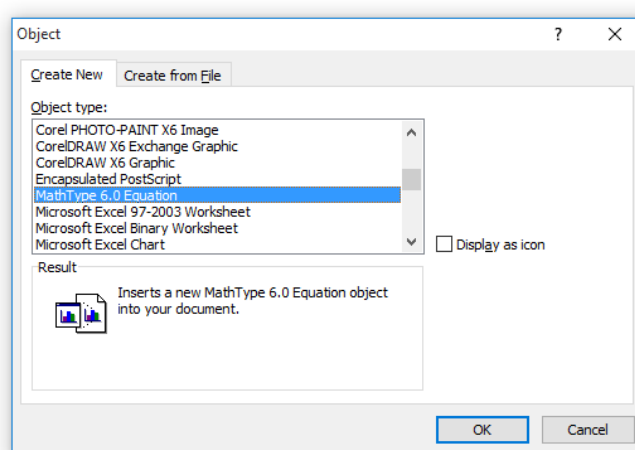


Figure 2. Object screen screenshot of adding equations

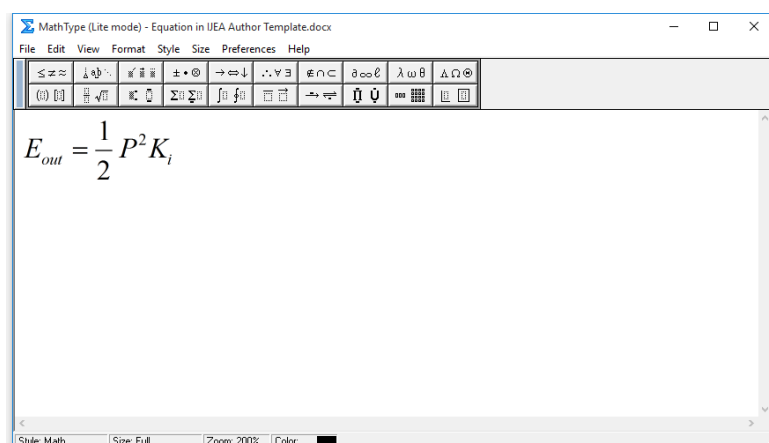


Figure 3. Mathtype pop up window

$$E_{out} = \frac{1}{2} P^2 K_i \quad (1)$$

Table 1. Title of the Table

Sr. No.	Title	Head 1	Head 1
1.	Body text		
2.			

4. CONCLUSION

Conclusions should not a repetition of sentences from the Abstract and body text. Do not add unimportant statements of your results in this section. It should summarize the most important clear scientific results of the research work, their novelty, benefits, and limitations.

ACKNOWLEDGEMENT

Acknowledgments of grants, funds, etc. should be placed here. The names of funding organizations should be written in full.

REFERENCES

- [1] Le U. Miu, Rozek J. Pome. Separation of background and target signals in radar cross section measurements. International Journal of Engineering Archives. 2020; 03 (8): 201-206. DOI: 10.1040/0735-7036.122.4.441
- [2] Le U. Miu, Rozek J. Pome. Socioeconomic impacts of biofuel production from lignocellulosic biomass. International Conference of Engineering, London, United Kingdom, 14-15 April 2020. AIP Conference Proceedings. 201-206. DOI: 10.1040/0735-7036.122.4.441

- [3] Le U. Miu, Rozek J. Pome. Mechanics of engineering. 5th ed. New York: John Wiley and Sons; 2019.
- [4] Le U. Miu. Alternative Materials for Bridge Structures. In: Rozek J. Pome and Yan L., editors. Advanced Materials in Civil Engineering. 3rd edition. London, Elsevier; 2013: 48-57.
- [5] Rozek J. Pome. The Beginning Wireless communication, Dr. Rozek J. Pome, 2018. Retrieved from: [http://www.education.org /home.html](http://www.education.org/home.html); Accessed 10 May 2020.